

PORTABLE TRANSIT TIME ULTRASONIC FLOWMETER

A F L O - T T P

**CLEAN FLUIDS FLOW
MEASUREMENT PRECISION
TUBES OUTSIDE**

Displays, Totalizes

Transmits and Controls

Backlit LCD Display, Simple –16 key Calibration,

Non-contacting measuring , Built-in data-logger

Built-in rechargeable battery , High accuracy measuring,

Wide measuring range, Small and light,

RS-232 serial interface



Non-Contacting Flow Measurement

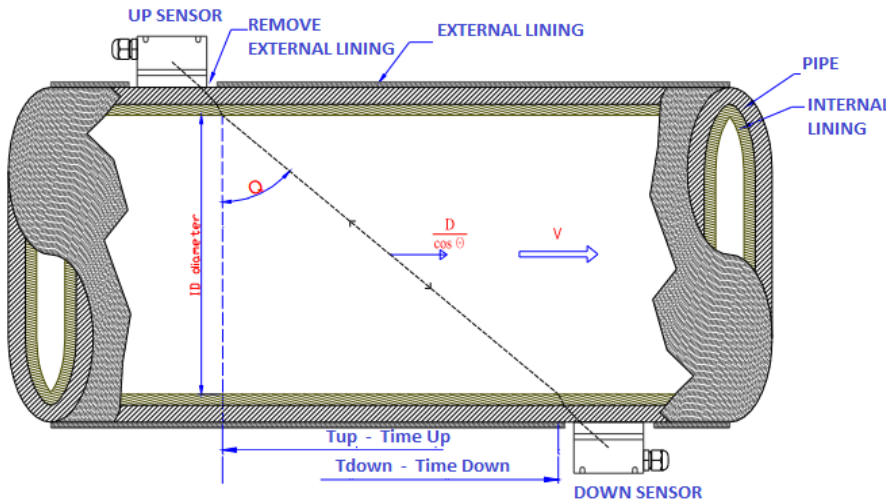
Ultrasonic transducers mount on the outside of plastic or metal pipes to measure flow rate of clean, non-aerated fluids like water, chemicals, and oils. The clamp on transducers can be mounted without shutting down flow. There is no pressure drop and no obstruction. Transducer separation distance is calculated by the flowmeter according to pipe diameter and wall thickness.

User-Friendly Operating System

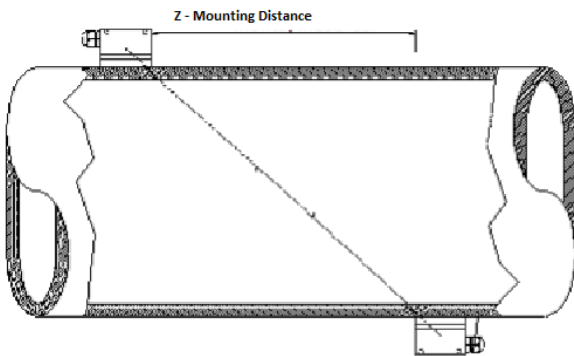
Use the built-in keypad for fast, easy calibration with menu selection of pipe diameter, wall thickness, pipe material, liner material, liner thickness, liquid type, mounting method, and measurement units (gallons, liters etc.) Calibration values and totalizer are retained during power interruptions.

The Λ FLD-TTP Portable Transit Time Flow Meter works by measuring the “transit time” or “time of flight” for ultrasonic sound pulses transmitted from one transducer to another. The transit time in the direction of flow is faster than the transit time against the flow. By comparing these differences with precision timing circuits, the Λ FLD-TTP is able to accurately calculate the flowrate.

Choice of V, Z or W mounting method depends on the application and pipe diameter. V Mount is the most common method while Z-Mount is used for larger pipes or weak signal applications and W-Mount for smaller pipes.



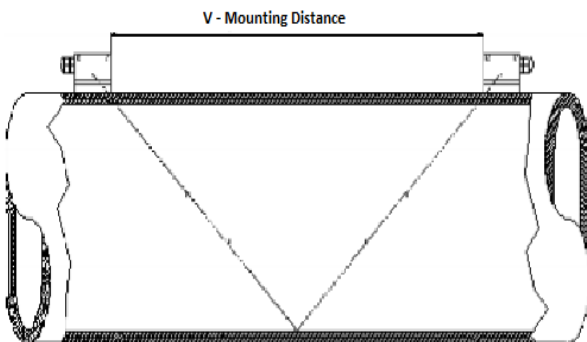
“Z”METH



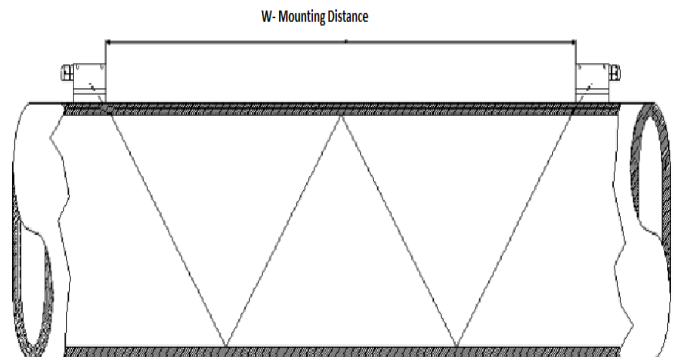
Transducers Installation Methods :

Λ FLD-TTP transducers can be mounted on vertical or horizontal pipes. The pipe must be full. Choice of V, Z or W mounting method depends on the application and pipe diameter. V-Mount is the most common method while Z-Mount is used for larger pipes or weak signal applications and W-Mount for smaller pipes.

“V” METHOD



“W” METHOD



AFLO-TTP PORTABLE ULTRASONIC FLOWMETER

GENERAL SPECIFICATIONS

Operating	: For clean liquids in a full pipes with Less than 1 % solids or gas bubbles, particles
Configuration	: with built-in keypad
Transmitter	
Display	: 4x16 English letters, backlit
Accuracy	: $\pm 1\%$ of reading value, Linearity $\pm 0.5\%$, Repeatability: $\pm 0.2\%$
Power Supply	: 3 AAA built-in Ni-H batteries. When fully recharged it will last over 12 hours of operation. 100V-240VAC for the charger
Com. Interface	: RS-232, baud-rate: from 75 to 57600. Protocol made by the manufacturer and compatible with that of the FUJI ultrasonic flow meter. User protocols can be made by user requirements
Engineering Units	: Meter, Feet, M3, feet3, USA Galon, Imperial Galon, USA, Million galon
Operating temp.	: -20...40 °C
Protection	: IP 20

Transducer Specifications

Protection	: IP68
Pipe Materials	: Any metal or plastic sonic conducting material including carbon steel, stainless steel, ductile iron, cast iron, PVC, PVDF, fiberglass, copper, brass, aluminum and pipes with bonded liners including epoxy, rubber and Teflon
Transducer and Operating Ranges	: TS-1 DN15-100mm (-30...+90°C) TM-1 DN50-1000mm (-30...+90°C) TL-1 DN300-6000mm (-30...+90°C) HTS-1 DN15-100mm (-30...+160°C) HTM-1 DN50-600mm (-30...+160°C)
Transducer Moun. Kit	: Includes set of stretcher, coupling compound and tape ruler
Cable Lenght	: Standard 5m x 2, Optional 10m x 2

Portable Ultrasonic Flowmeter Λ FL \emptyset -TTP for Clean Liquids in Metal and Plastic Pipes

Easy to Install

Install the Λ FL \emptyset -TTP Transit Time Flowmeter without cutting pipe or shutting down flow. Operates on a wide range of metal and plastic pipe sizes takes just a few minutes to calibrate and start-up.

The flowmeter works by injecting sound through the pipe wall and into the flowing liquid. The transducers transmit ultrasonic signals back and forth. The up and downstream "transit times" are precisely measured and compared to calculate the flow rate.

Advanced signal processing software and electronics suppress interference and measure flow with high repeatability and accuracy.

Easy to Calibrate

Use the 16-button keypad and menu system to set up the flowmeter by entering the pipe material, diameter and wall thickness.

The Λ FL \emptyset -TTP calculates the transducer separation distance and mounting method automatically.

Recommended For:

- Potable water
- River water
- Cooling water
- Demineralized water
- Water/glycol solutions
- Hydraulic oil
- Diesel and fuel oils
- Chemicals

The Λ FL \emptyset -TTP Portable Transit Time Flowmeter is ideal to measure flow rate of clean, non-aerated fluids in full pipes. Works best on fluids that have less than 2% particulate or gas bubbles.

How to Order

Contact an Aktek sales representative in your area or phone one of our sales engineers. Describe your requirements and receive our prompt quotation.

Applications Support

Take advantage of Aktek's applications experience. Phone 090-212-621-7200 for advice and information on applications, installation or service for Aktek instruments.

No Risk Appraisal

The Aktek Λ FL \emptyset -TTP Transit Time Flow Meter must meet your requirements. Discuss your application with a Aktek representative to arrange a 30-day trial.

The Aktek Guarantee

Quality of Materials and Workmanship - Each instrument manufactured by Aktek is warranted against defects in materials and workmanship for a period of one year from date of purchase. Refer to our limited warranty included with each product.



Rep.:

Perpa Ticaret Merkezi A Blok Kat:11 No:1582

Okmeydanı/İSTANBUL

Tel: 2126217200 Fax: 2126217201

info@aktek.com.tr www.aktek.com.tr