



Wastewater Samplers

Wall-Mounted Range: S50, S100



The wall mountable Aquacell S50 and S100 Wastewater Sampler models offer simple operation, combined with rugged construction and excellent reliability. At the heart of every model in the Aquacell range is the Aquacell Sampling Module; a robust and dependable sampling unit proven in thousands of applications worldwide and trusted by users as diverse as food manufacturers, water companies and the Environment Agencies

The air pump vacuum sampling system featured within every Aquacell Module provides for a reliable, representative and repeatable sample without the weaknesses that can be associated with alternative sampling techniques.

Both the Aquacell S50 and S100 Samplers are designed to be wall mounted adjacent to your effluent source. They are supplied as standard with a mains power connection, both units can also be specified with an additional integral or external 12VDC battery option. Flexibility in sample collection is provided by any of the non-integral range of Sample Collection Vessels options (see the specification table overleaf for details). For convenience many of the single containers can be suspended directly below the Aquacell Sampler by using the optional Suspension Bracket, as pictured



Aquacell S50 with 5 litre HDPE Sample Collection Vessel and optional Suspension Bracket

Programming set-up is simplicity itself, with sample volumes from 50 - 500ml (and above) and sample intervals from 1 minute to almost 100 hours. Sample extraction frequency can be based on time or triggered by external sources such as flow meters, level sensors, pH meters, PLC's etc. All Aquacell Sampler models are certified to the UK Environment Agency's MCERTs standard for Automatic Wastewater Sampling Equipment and also the International Standard for Wastewater Samplers ISO 5667-10

Aquacell S50 and S100 Samplers can extract samples from both non-pressurised and pressurised effluent sources (when specified with a Pressurised Pipeline Interface - Standard)



Aquacell S100 with 24 x 1 litre Bottler



Optional Suspension Bracket



Optional high-performance Padlock



Optional Contamination Shield (supplied as standard with S100)

Aquacell S50

The Aquacell S50 is designed for weather protected applications, typically indoors. It incorporates a pluggable 1.8m mains connection cable

Aquacell S100

The Aquacell S100 shares the same attributes as the S50 with the addition of a high impact lockable Front Cover that provides both weather and tamper protection, a pluggable 1.8m mains connection cable and a quick release wall mount



Aquamatic Ltd
 Soapstone Way, Irlam, Manchester M44 6GP, UK
 +44(0)161 777 6607, sales@aquamaticsamplers.com
 www.aquamaticsamplers.com



Wastewater Samplers for the World

NB: Aquamatic Ltd reserves the right to change any information or specification within this document without prior notice.







Aquacell S50




Aquacell S100



Product Features Key

-  Stationary
-  Wall Mounted
-  Indoor Only
-  Indoor & Outdoor
-  Suitable for Multiple Bottles
-  Can be used with Pressurised Pipeline Interface



Aquamatic Ltd
 Soapstone Way, Irlam, Manchester
 M44 6GP, UK
 +44(0)161 777 6607
 sales@aquamaticsamplers.com
 www.aquamaticsamplers.com

MODEL	S50	S100
GENERAL		
MCERTS compliant	Yes	Yes
Sample temperature control	No	No
Sample frost protection	No	No
Suitable for outdoor use	No	Yes
Intake hose length	5m	10m
DIMENSIONS/WEIGHTS		
Size (mm)	H290 W290 D240	H330 W300 D250
Weight excluding container and options (Kg)	7.5	8.0
POWER OPTIONS		
Integral Battery 12VDC 7Ah	Opt	Opt
Mains 110/220/230VAC 50Hz	Yes	Yes
Float Charged Backup Battery (12VDC 7Ah)	Opt	Opt
Separate 12VDC	Opt	Opt
POWER CONSUMPTION (VA)		
@110VAC (max. inrush current (A) in brackets)	60 (5)	60 (5)
@220VAC (max. inrush current (A) in brackets)	60 (5)	60 (5)
@230VAC (max. inrush current (A) in brackets)	60 (5)	60 (5)
ENVIRONMENTAL		
Minimum ambient working temperature °C	-10	-10
SAMPLE COLLECTION VESSELS		
2.5, 5 and 10 litre HDPE Bottles	Opt	Opt
25 litre MDPE Bottle	Opt	Opt
2 x 4.5 litre Self-Emptying Polypropylene Bottler	Opt	Opt
4 x 5 litre Glass Bottler	Opt	Opt
4 x 5 litre HDPE Bottler	Opt	Opt
12 x 0.75 litre Glass Bottler	Opt	Opt
12 x 1 litre PET Bottler	Opt	Opt
24 x 1 litre HDPE Bottler	Opt	Opt
OPTIONAL EQUIPMENT		
Ancillary Signal Connection (for flowmeters, pH meters, PLC's etc)	Opt	Opt
Bottler Connection	Opt	Opt
Data Connection	Opt	Opt
Sample Temperature Monitoring	Opt	Opt
Contamination Shield	Opt	Yes
Quick Release Wall Bracket	Opt	Yes
Sample Container Suspension Bracket	Opt	Opt
Pressurised Pipeline Interface	Opt	Opt