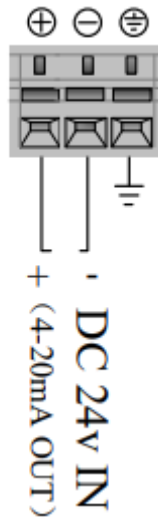


ALIT-BT/GT Ultrasonic Level Xmtr

QUICK START MANUAL

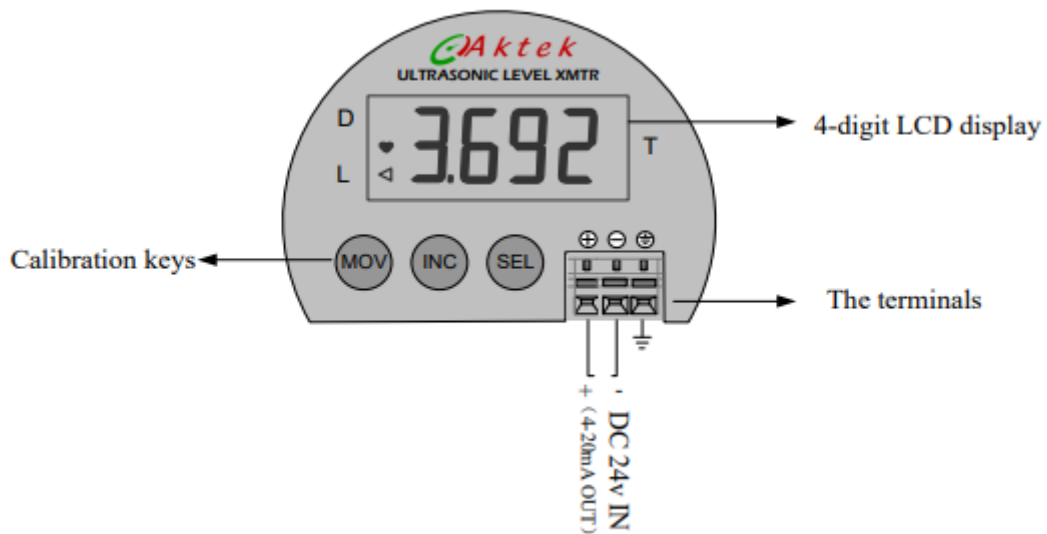
CONNECTIONS

Power input: The ALIT-BT/GT is 2- wire series ultrasonic level meter, it requires DC power between 20 to 32VDC. No adjustments are necessary for any voltage in this range.



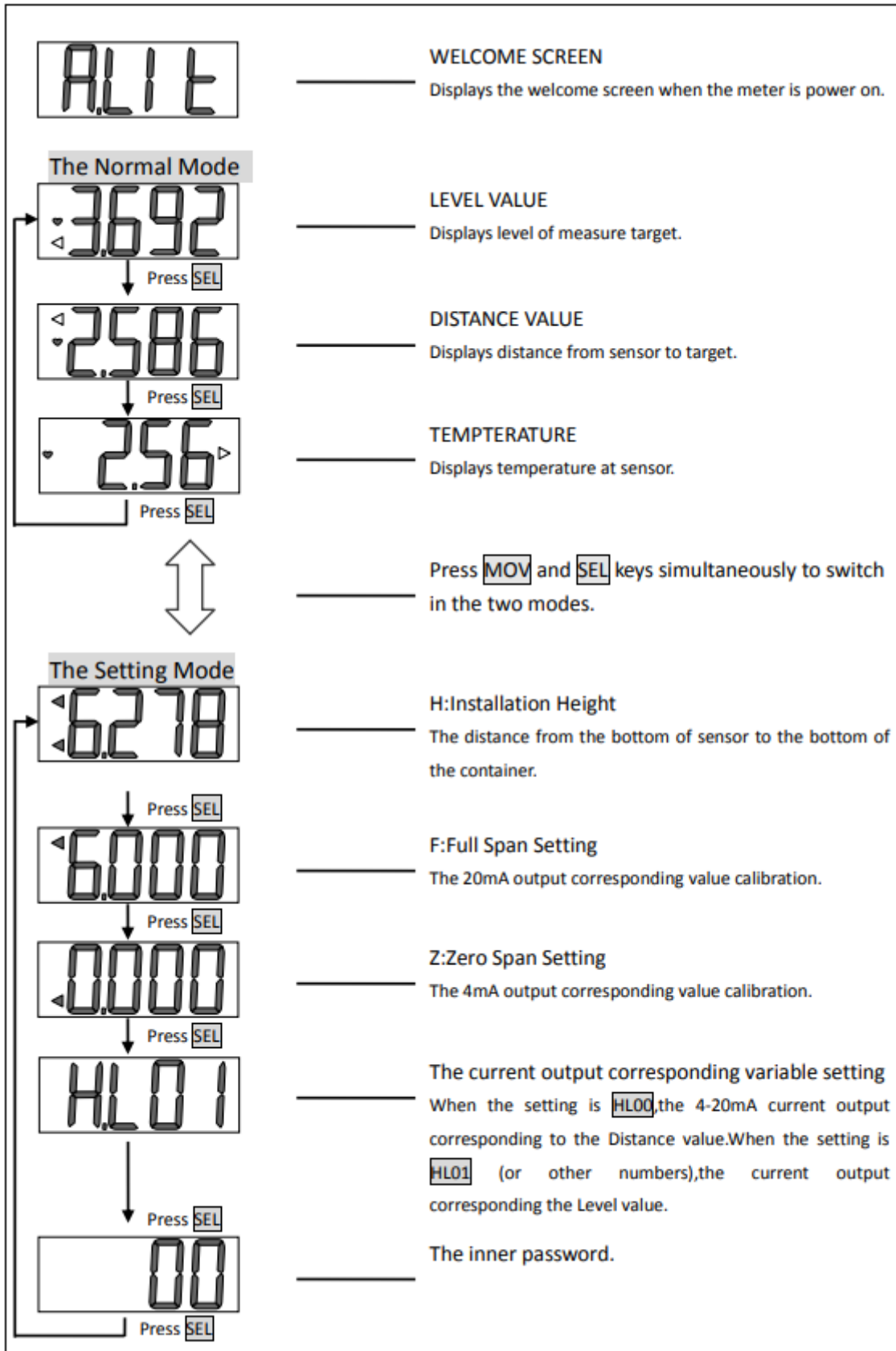
KEYPAD SYSTEM

The ALIT-BT/GT has a simple 3-key calibration system. Operating and calibration modes are shown on the 4-digit display. The keys are used to calibrate the ALIT-BT, and to view operating mode and functions.



MENU-FLOW CHART

The following diagram shows the ALIT-BT/GT Menu system. Arrows show the directions to leave a box. Pressing a corresponding key will move to the next box in the direction shown. Numeric values are changed by pressing the **INC** key. To store the calibration values permanently, press the **SEL** key



İmes Sanayi Sitesi 204. Sok. N: 40 Y. Dudullu - Ümraniye – İstanbul

Tel: 0216 540 7300 – Faks: 0216 540 7303 E-mail: info@aktek.com.tr – Web: www.aktek.com.tr